

Scaled data based on original data using
LM-79-08 Approved Method: Electrical and Photometric Measurements of Solid-
State Lighting Products

Test Report Prepared for
Cooper Lighting Solutions
(formerly Eaton)

Brand: STREETWORKS

Report Number: P382767

Luminaire Tested: **GAN-SA1C-735-U-5NQ**

Issue Date: 3/3/2020

Test Information

Test Method: LM-79-08
Report Number: P382767
TEST IS SCALED FROM IESNA LM-79-08 TEST DATA (G2-1903-205-5)
Test Lab: INNOVATION CENTER
Issue Date: 3/3/2020
Manufacturer: COOPER LIGHTING SOLUTIONS (FORMERLY EATON)
Product Line: STREETWORKS
Catalog Number: GAN-SA1C-735-U-5NQ
Description: GALLEON AREA AND ROADWAY LUMINAIRE
(1) 70 CRI, 3500K, 1050mA LIGHTSQUARE WITH 16 LEDS AND TYPE V NARROW OPTICS
Light Source: -
Ballast/Driver: ELECTRONIC DRIVER

Summary

Lumens per Lamp: N/A
Luminaire Lumens: 7117 lumens
Efficiency: N/A
Efficacy: 120.6 lumens/watt
Luminous Opening: Rectangular (W 0.5' x L: 0.5' x H: 0')
IES Classification: Type V - Short
BUG Rating: B3 - U0 - G1

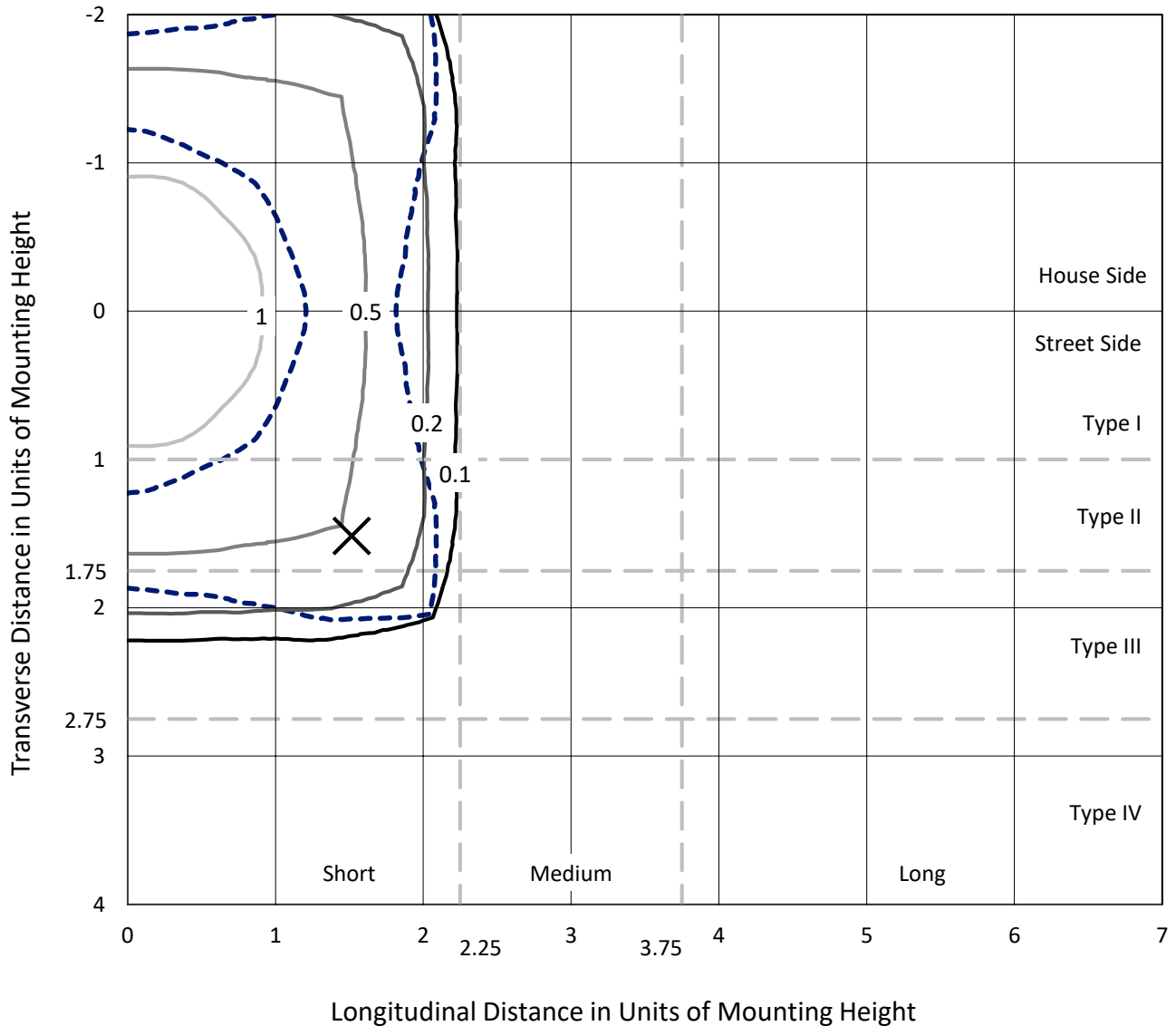
Input Watts (W): 59
Input Voltage (V): NR
Input Current (Ain): NR
Voltage Rise (V): NR
Power Factor: NR
Total Harmonic Distortion (THDi): NR
Frequency (hertz): 60
Stabilization Time: NR
Operation Time: NR
Ambient Temperature (°C): NR
Test Distance: 24 FT



REPORT NUMBER: P382767
 CATALOG NUMBER: GAN-SA1C-735-U-5NQ

Iso-Footcandle Lines of Horizontal Illumination

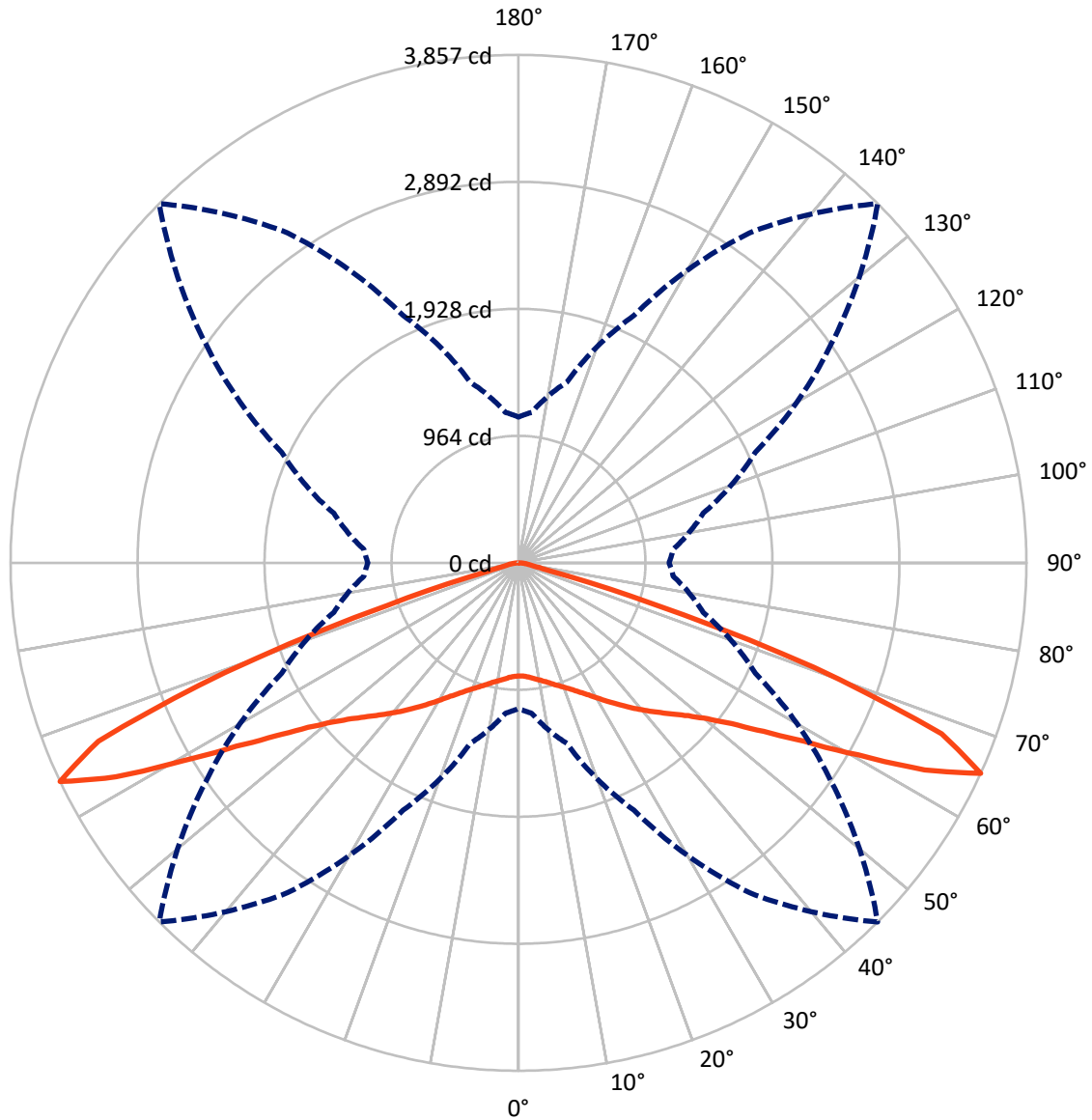
✕ Max cd
 - - - 1/2 Max cd



Based on 25 foot mounting height. Maximum calculated value = 1.4 fc
 Type V - Short - N/A

REPORT NUMBER: P382767
CATALOG NUMBER: GAN-SA1C-735-U-5NQ

Luminous Intensity Polar Plot



— Vertical Plane Through 45-Deg Lateral - - - Horizontal Cone Through 65-Deg Vertical

REPORT NUMBER: P382767
 CATALOG NUMBER: GAN-SA1C-735-U-5NQ

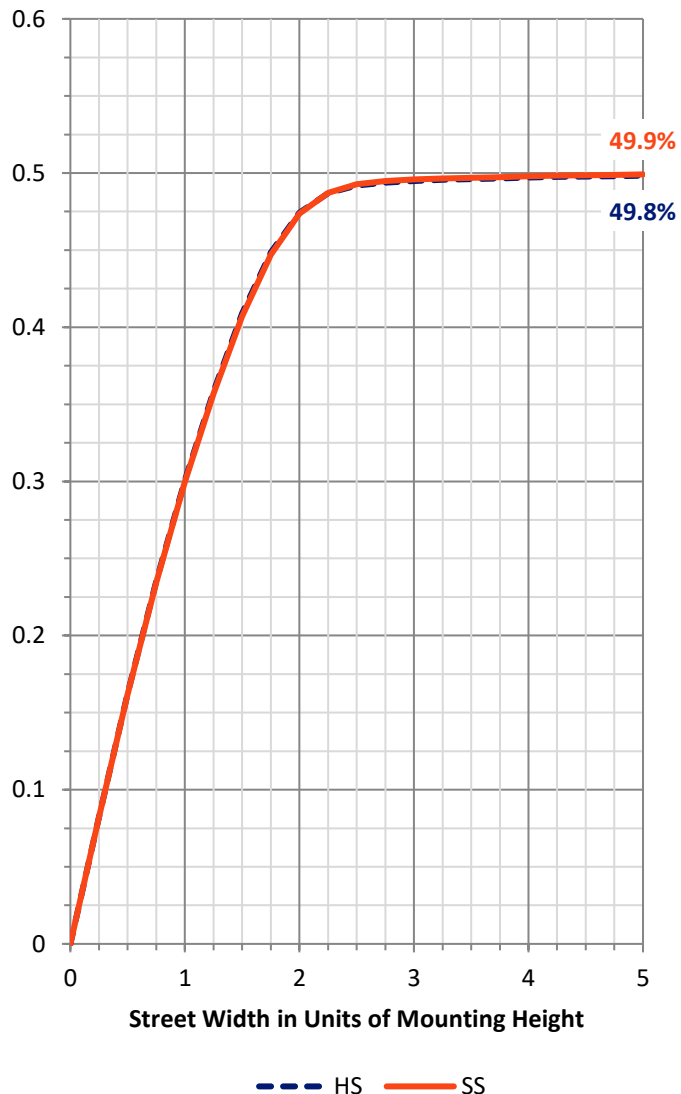
FLUX DISTRIBUTION:

		Downward	Upward	Total
House Side	Lumens	3558.5	0.0	3558.5
	% Fixture	50.0	0.0	50.0
Street Side	Lumens	3558.5	0.0	3558.5
	% Fixture	50.0	0.0	50.0
Total	Lumens	7117.0	0.0	7117.0
	% Fixture	100.0	0.0	100.0

ZONAL LUMENS:

Zone	Lumens	% Fixture
0°-10°	84.3	1.2
10°-20°	271.0	3.8
20°-30°	508.5	7.1
30°-40°	841.0	11.8
40°-50°	1302.6	18.3
50°-60°	1997.8	28.1
60°-70°	1864.2	26.2
70°-80°	217.0	3.0
80°-90°	30.5	0.4
90°-100°	0.0	0.0
100°-110°	0.0	0.0
110°-120°	0.0	0.0
120°-130°	0.0	0.0
130°-140°	0.0	0.0
140°-150°	0.0	0.0
150°-160°	0.0	0.0
160°-170°	0.0	0.0
170°-180°	0.0	0.0
0°-90°	7117.0	100.0
0°-180°	7117.0	100.0

Coefficient of Utilization



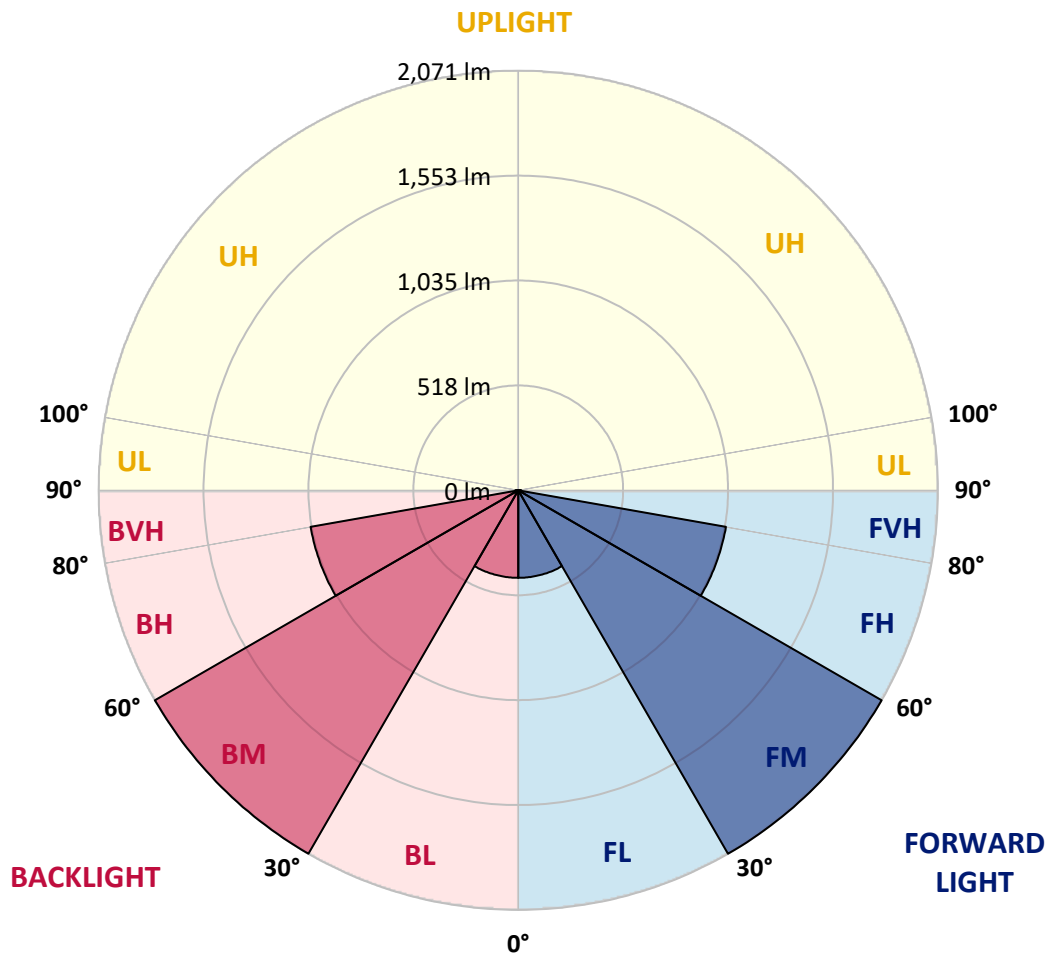
REPORT NUMBER: P382767
 CATALOG NUMBER: GAN-SA1C-735-U-5NQ

LUMINAIRE CLASSIFICATION SYSTEM LUMEN TABLE AND BUG RATING:

Zone	Lumens	% Fixture	Zone Rating/Lumen Limit		
			B	U	G
FL (0°-30°)	431.9	6.1			
FM (30°-60°)	2070.7	29.1			
FH (60°-80°)	1040.6	14.6			G1/1800
FVH (80°-90°)	15.2	0.2			G1/100
BL (0°-30°)	431.9	6.1	B1/500		
BM (30°-60°)	2070.7	29.1	B2/2500		
BH (60°-80°)	1040.6	14.6	B3/2500		G1/1800
BVH (80°-90°)	15.2	0.2			G1/100
UL (90°-100°)	0.0	0.0		U0/0	
UH (100°-180°)	0.0	0.0		U0/0	

BUG Rating: B3-U0-G1

Type V Short





REPORT NUMBER: P382767
 CATALOG NUMBER: GAN-SA1C-735-U-5NQ

CANDELA DISTRIBUTION (FULL):

	0°	5°	15°	25°	35°	45°	55°	65°	75°	85°	90°
0°	859.4	859.4	859.4	859.4	859.4	859.4	859.4	859.4	859.4	859.4	859.4
2.5°	862.3	861.9	862.3	862.5	861.1	861.9	861.6	862.8	863.3	862.8	862.8
5°	872.2	871.6	872.5	873.6	871.7	872.2	871.6	873.0	873.4	872.5	873.1
7.5°	885.9	886.2	887.1	889.3	888.0	889.0	887.6	887.9	887.6	886.2	886.4
10°	900.8	901.1	902.7	905.6	906.0	906.0	905.1	904.3	903.4	902.5	902.7
12.5°	918.8	920.0	921.1	924.7	924.7	926.6	926.1	924.2	922.5	921.1	921.1
15°	943.1	942.9	944.3	947.8	949.5	952.5	952.5	950.0	947.8	946.5	945.9
17.5°	968.6	969.4	970.3	974.5	977.1	980.6	981.1	979.1	977.6	975.7	974.5
20°	998.3	999.6	1003.4	1005.0	1007.4	1010.6	1011.8	1011.4	1010.0	1009.1	1009.2
22.5°	1033.1	1036.2	1038.6	1040.9	1043.7	1046.1	1047.2	1048.9	1047.5	1046.8	1046.3
25°	1075.2	1077.3	1082.0	1086.3	1088.1	1088.9	1090.3	1092.6	1092.4	1090.7	1090.7
27.5°	1122.9	1126.9	1132.9	1138.9	1138.9	1136.6	1141.3	1145.3	1143.9	1141.8	1138.9
30°	1180.7	1184.6	1191.4	1199.9	1195.6	1194.0	1200.4	1207.7	1205.6	1202.1	1201.6
32.5°	1243.2	1246.7	1255.6	1264.9	1259.5	1257.0	1263.9	1274.5	1270.8	1263.7	1259.5
35°	1310.7	1314.2	1327.0	1338.1	1328.9	1324.8	1330.5	1342.1	1335.5	1322.2	1319.0
37.5°	1384.2	1386.0	1402.6	1413.9	1407.6	1396.9	1404.0	1412.5	1406.8	1390.8	1384.4
40°	1460.5	1467.4	1486.5	1499.7	1488.6	1471.8	1483.7	1495.4	1486.9	1466.3	1455.5
42.5°	1549.5	1554.8	1580.3	1592.1	1574.1	1550.5	1566.6	1582.6	1574.1	1554.3	1544.8
45°	1642.1	1650.2	1680.7	1692.4	1666.5	1636.4	1656.1	1684.2	1683.5	1654.9	1645.0
47.5°	1743.0	1751.0	1787.5	1803.0	1775.0	1734.7	1762.4	1802.1	1799.3	1767.9	1759.8
50°	1859.6	1868.0	1913.4	1933.0	1906.8	1860.0	1901.6	1936.5	1931.3	1892.6	1893.3
52.5°	2005.7	2005.2	2061.7	2095.8	2068.8	2027.5	2065.8	2099.8	2078.3	2024.6	2022.9
55°	2133.8	2141.6	2211.5	2276.1	2274.4	2258.5	2273.9	2275.3	2213.9	2142.6	2133.8
57.5°	2217.9	2232.8	2331.3	2448.0	2535.4	2556.4	2526.6	2436.5	2292.5	2178.4	2164.5
60°	2166.1	2188.9	2343.6	2581.5	2839.0	2962.5	2794.5	2514.6	2231.3	2072.4	2053.5
62.5°	1817.0	1855.3	2081.8	2516.9	3100.3	3461.5	2988.8	2389.1	1988.0	1769.0	1736.7
65°	1106.6	1147.0	1420.1	2071.7	3058.0	3856.5	2900.2	1983.1	1451.1	1178.7	1143.7
67.5°	368.8	380.6	541.5	1145.1	2403.4	3465.1	2407.4	1187.2	631.5	418.6	406.3
70°	144.4	145.5	171.8	331.9	1134.9	2379.9	1252.4	337.9	179.5	142.0	145.0
72.5°	106.1	106.6	113.8	138.7	295.8	1048.5	306.4	139.4	110.8	99.5	99.5
75°	85.3	85.3	90.5	101.1	132.6	240.5	134.4	100.0	86.7	79.4	78.4
77.5°	67.4	68.7	72.8	79.6	89.8	115.8	93.1	79.2	70.0	63.1	61.7
80°	50.1	51.5	58.1	61.4	64.5	80.3	68.7	61.9	55.2	47.2	45.8
82.5°	32.9	34.3	42.5	44.4	43.7	52.4	46.3	45.6	40.6	30.5	29.1
85°	21.5	22.0	28.3	29.5	27.2	23.8	29.5	31.2	28.3	19.8	19.1
87.5°	10.2	10.2	14.4	13.5	12.3	10.0	13.5	15.8	16.0	9.7	9.4
90°	0.0	0.0	0.0	0.0	0.0	0.0	0.0	0.0	0.0	0.0	0.0

(END OF REPORT)